

**RESOLUTION NO. 21-55**

**A RESOLUTION OF THE CITY COUNCIL OF THE CITY OF SAN GABRIEL, CALIFORNIA, APPROVING THE AMENDED AUTHORIZED SCHEDULE OF COMPENSATION AND BENEFITS FOR NON-REPRESENTED EMPLOYEES AND APPROPRIATING ADDITIONAL FUNDS FOR FISCAL YEAR 2021-2022**

**WHEREAS**, the City of San Gabriel has met with the City’s regular non-represented employees, hereinafter referred to as the “Focus Group”; and,

**WHEREAS**, the City of San Gabriel and Focus Group have met to proffer and consider certain updates to the Authorized Schedule of Compensation and Benefits for regular non-represented employees for the period of July 1, 2021 through June 30, 2022.

**WHEREAS**, the City of San Gabriel desires to update the Authorized Schedule of Compensation and Benefits for the July 1, 2021 through June 30, 2022 period by increasing by 4% the Authorized Salary Schedule for all regular non-represented position classifications covered by the Authorized Schedule of Compensation and Benefits, effective July 3, 2021.

**NOW, THEREFORE, THE CITY COUNCIL OF THE CITY OF SAN GABRIEL, CALIFORNIA, DOES HEREBY RESOLVE AS FOLLOWS:**

**SECTION 1.** That the Authorized Salary Schedule for regular non-represented employees for the period covering July 1, 2021 through June 30, 2022 is hereby approved and ratified and all applicable changes contained in the Authorized Salary Schedule as detailed in Exhibit 1 are hereby adopted by this resolution.

**SECTION 2.** That the below funds increase appropriations in the total amount of \$386,432 for Fiscal Year 2021-2022 for regular non-represented employee salaries.


<b>Fund No.</b>	<b>Fund Name</b>	<b>Appropriation Increase</b>
121	General Fund	\$318,873
122	Capital Improvement Fund	3,793
128	Fleet Maintenance Fund	10,629
129	Risk Management Fund	4,469
137	Sewer Fund	14,522
138	Stormwater Fund	4,743
152	Mission Playhouse	17,763
160	Supplemental Law Enforcement	3,540
180	Proposition A	1,713
181	Proposition C	3,357
185	C.D.B.G	3,030
	<b>Total</b>	<b>\$386,432</b>

**SECTION 3.** That this resolution shall be effective immediately upon passage and adoption.

**SECTION 4.** The City Clerk shall attest to the passage and adoption of this resolution and shall enter the same in the Book of Original Resolutions.

**APPROVED** and **PASSED** this 16<sup>th</sup> day of November, 2021


City of San Gabriel, California

BY:   
CHIN HO LIAO, Mayor

ATTEST:

  
JULIE NGUYEN, City Clerk

APPROVED AS TO FORM:

  
KEITH LEMIEUX, City Attorney

**CERTIFICATION**

I, Sharon F. Clark, Chief City Clerk of the City of San Gabriel, do hereby certify that Resolution No. 21-55 was duly adopted by the City Council of the City of San Gabriel at a regular meeting held on the 16<sup>th</sup> day of November, 2021, by the following vote:


AYES: HARRINGTON, MENCHACA, PU, DING, LIAO

NOES: NONE

ABSTAIN: NONE

ABSENT: NONE

Dated: November 17, 2021



SHARON F. CLARK, Chief City Clerk

**CITY OF SAN GABRIEL**  
**AUTHORIZED SALARY SCHEDULE**  
 Amended by Resolution No. 21-55  
 Approved on November 16, 2021

POSITION TITLE	CLASS TYPE	RESO NO.	APPROVAL DATE	EFFECTIVE DATE	STEP A		STEP B		STEP C		STEP D		STEP E	
					MONTHLY	HOURLY	MONTHLY	HOURLY	MONTHLY	HOURLY	MONTHLY	HOURLY	MONTHLY	HOURLY
Police Chief	NR - Executive Mgmt	21-55	11/16/21	07/03/21	\$14,438	\$83.30	\$15,160	\$87.47	\$15,918	\$91.84	\$16,714	\$96.43	\$17,550	\$101.25
Fire Chief	NR - Executive Mgmt	21-55	11/16/21	07/03/21	\$13,426	\$77.46	\$14,097	\$81.33	\$14,802	\$85.40	\$15,542	\$89.67	\$16,319	\$94.15
Assistant City Manager	NR - Executive Mgmt	21-55	11/16/21	07/03/21	\$13,389	\$77.24	\$14,058	\$81.11	\$14,761	\$85.16	\$15,499	\$89.42	\$16,274	\$93.89
Human Resources & Risk Mgmt Director	NR - Executive Mgmt	21-55	11/16/21	07/03/21	\$12,598	\$72.68	\$13,228	\$76.32	\$13,889	\$80.13	\$14,584	\$84.14	\$15,313	\$88.34
Finance Director	NR - Executive Mgmt	21-55	11/16/21	07/03/21	\$12,598	\$72.68	\$13,228	\$76.32	\$13,889	\$80.13	\$14,584	\$84.14	\$15,313	\$88.34
Public Works Director / City Engineer	NR - Executive Mgmt	21-55	11/16/21	07/03/21	\$12,598	\$72.68	\$13,228	\$76.32	\$13,889	\$80.13	\$14,584	\$84.14	\$15,313	\$88.34
Community Development Director	NR - Executive Mgmt	21-55	11/16/21	07/03/21	\$11,999	\$69.23	\$12,599	\$72.69	\$13,229	\$76.32	\$13,890	\$80.14	\$14,585	\$84.14
Chief City Clerk	NR - Executive Mgmt	21-55	11/16/21	07/03/21	\$11,397	\$65.76	\$11,967	\$69.04	\$12,566	\$72.50	\$13,194	\$76.12	\$13,854	\$79.93
Community Services Director	NR - Executive Mgmt	21-55	11/16/21	07/03/21	\$12,598	\$72.68	\$13,228	\$76.32	\$13,889	\$80.13	\$14,584	\$84.14	\$15,313	\$88.34
Assistant City Clerk	NR - Management	21-55	11/16/21	07/03/21	\$8,069	\$46.55	\$8,472	\$48.88	\$8,896	\$51.32	\$9,341	\$53.89	\$9,808	\$56.58
Assistant Finance Director	NR - Management	21-55	11/16/21	07/03/21	\$9,495	\$54.78	\$9,970	\$57.52	\$10,469	\$60.40	\$10,992	\$63.42	\$11,542	\$66.59
Building Official	NR - Management	21-55	11/16/21	07/03/21	\$8,632	\$49.80	\$9,064	\$52.29	\$9,517	\$54.91	\$9,993	\$57.65	\$10,492	\$60.53
Building Official/NIS Manager	NR - Management	21-55	11/16/21	07/03/21	\$9,280	\$53.54	\$9,744	\$56.22	\$10,232	\$59.03	\$10,743	\$61.98	\$11,280	\$65.08
Community Services Manager	NR - Management	21-55	11/16/21	07/03/21	\$8,069	\$46.55	\$8,472	\$48.88	\$8,896	\$51.32	\$9,341	\$53.89	\$9,808	\$56.58
Economic Development Manager	NR - Management	21-55	11/16/21	07/03/21	\$8,632	\$49.80	\$9,064	\$52.29	\$9,517	\$54.91	\$9,993	\$57.65	\$10,492	\$60.53
Field Operations Manager	NR - Management	21-55	11/16/21	07/03/21	\$8,069	\$46.55	\$8,472	\$48.88	\$8,896	\$51.32	\$9,341	\$53.89	\$9,808	\$56.58
Financial Services Manager	NR - Management	21-55	11/16/21	07/03/21	\$8,632	\$49.80	\$9,064	\$52.29	\$9,517	\$54.91	\$9,993	\$57.65	\$10,492	\$60.53
Fleet Manager	NR - Management	21-55	11/16/21	07/03/21	\$8,069	\$46.55	\$8,472	\$48.88	\$8,896	\$51.32	\$9,341	\$53.89	\$9,808	\$56.58
Information Technology Manager	NR - Management	21-55	11/16/21	07/20/21	\$8,632	\$49.80	\$9,064	\$52.29	\$9,517	\$54.91	\$9,993	\$57.65	\$10,492	\$60.53
Mission Playhouse Manager	NR - Management	21-55	11/16/21	07/03/21	\$8,069	\$46.55	\$8,472	\$48.88	\$8,896	\$51.32	\$9,341	\$53.89	\$9,808	\$56.58
Parks & Facilities Manager	NR - Management	21-55	11/16/21	07/03/21	\$8,069	\$46.55	\$8,472	\$48.88	\$8,896	\$51.32	\$9,341	\$53.89	\$9,808	\$56.58
Planning Manager	NR - Management	21-55	11/16/21	07/03/21	\$8,632	\$49.80	\$9,064	\$52.29	\$9,517	\$54.91	\$9,993	\$57.65	\$10,492	\$60.53
Principal Civil Engineer	NR - Management	21-55	11/16/21	07/03/21	\$8,632	\$49.80	\$9,064	\$52.29	\$9,517	\$54.91	\$9,993	\$57.65	\$10,492	\$60.53
Project Manager	NR - Management	21-55	11/16/21	07/03/21	\$7,747	\$44.69	\$8,134	\$46.93	\$8,541	\$49.28	\$8,968	\$51.74	\$9,416	\$54.33
Risk Manager	NR - Management	21-55	11/16/21	07/03/21	\$8,632	\$49.80	\$9,064	\$52.29	\$9,517	\$54.91	\$9,993	\$57.65	\$10,492	\$60.53
Wastewater Operations Manager	NR - Management	21-55	11/16/21	07/03/21	\$8,069	\$46.55	\$8,472	\$48.88	\$8,896	\$51.32	\$9,341	\$53.89	\$9,808	\$56.58
Accountant	NR - General Misc	21-55	11/16/21	07/03/21	\$5,729	\$33.06	\$6,016	\$34.71	\$6,317	\$36.44	\$6,633	\$38.27	\$6,964	\$40.18
Accounting Technician I	NR - General Misc	21-55	11/16/21	07/03/21	\$3,526	\$20.34	\$3,702	\$21.36	\$3,887	\$22.43	\$4,082	\$23.55	\$4,286	\$24.73
Accounting Technician II	NR - General Misc	21-55	11/16/21	07/03/21	\$3,966	\$22.88	\$4,164	\$24.02	\$4,372	\$25.22	\$4,591	\$26.49	\$4,820	\$27.81
Administrative Assistant I	NR - General Misc	21-55	11/16/21	07/03/21	\$3,526	\$20.34	\$3,702	\$21.36	\$3,887	\$22.43	\$4,082	\$23.55	\$4,286	\$24.73
Administrative Assistant II	NR - General Misc	21-55	11/16/21	07/03/21	\$3,966	\$22.88	\$4,164	\$24.02	\$4,372	\$25.22	\$4,591	\$26.49	\$4,820	\$27.81
Assistant Civil Engineer	NR - General Misc	21-55	11/16/21	07/03/21	\$5,945	\$34.30	\$6,243	\$36.02	\$6,555	\$37.82	\$6,883	\$39.71	\$7,227	\$41.69
Assistant Planner	NR - General Misc	21-55	11/16/21	07/03/21	\$5,437	\$31.37	\$5,709	\$32.94	\$5,995	\$34.59	\$6,294	\$36.31	\$6,609	\$38.13
Associate Civil Engineer	NR - General Misc	21-55	11/16/21	07/03/21	\$6,838	\$39.45	\$7,180	\$41.42	\$7,539	\$43.50	\$7,916	\$45.67	\$8,312	\$47.95
Associate Planner	NR - General Misc	21-55	11/16/21	07/03/21	\$6,197	\$35.75	\$6,507	\$37.54	\$6,832	\$39.42	\$7,174	\$41.39	\$7,532	\$43.46
Auto Mechanic I	NR - General Misc	21-55	11/16/21	07/03/21	\$4,369	\$25.21	\$4,588	\$26.47	\$4,817	\$27.79	\$5,058	\$29.18	\$5,311	\$30.64
Auto Mechanic II	NR - General Misc	21-55	11/16/21	07/03/21	\$4,813	\$27.77	\$5,054	\$29.16	\$5,307	\$30.62	\$5,572	\$32.15	\$5,851	\$33.75
Building Inspector	NR - General Misc	21-55	11/16/21	07/03/21	\$6,026	\$34.77	\$6,327	\$36.50	\$6,643	\$38.33	\$6,976	\$40.24	\$7,324	\$42.26
Community Service Officer	NR - General Misc	21-55	11/16/21	07/03/21	\$3,907	\$22.54	\$4,102	\$23.67	\$4,307	\$24.85	\$4,523	\$26.09	\$4,749	\$27.40
Counter Specialist	NR - General Misc	21-55	11/16/21	07/03/21	\$4,329	\$24.97	\$4,545	\$26.22	\$4,772	\$27.53	\$5,011	\$28.91	\$5,261	\$30.36
Crime Prevention Officer	NR - General Misc	21-55	11/16/21	07/03/21	\$5,541	\$31.97	\$5,818	\$33.57	\$6,109	\$35.24	\$6,414	\$37.01	\$6,735	\$38.86
Deputy City Clerk	NR - General Misc	21-55	11/16/21	07/03/21	\$4,434	\$25.58	\$4,656	\$26.86	\$4,889	\$28.20	\$5,133	\$29.61	\$5,390	\$31.09

POSITION TITLE	CLASS TYPE	RESO NO.	APPROVAL DATE	EFFECTIVE DATE	STEP A		STEP B		STEP C		STEP D		STEP E	
					MONTHLY	HOURLY	MONTHLY	HOURLY	MONTHLY	HOURLY	MONTHLY	HOURLY	MONTHLY	HOURLY
Deputy Fire Marshal	NR - General Misc	21-55	11/16/21	07/03/21	\$6,804	\$39.26	\$7,145	\$41.22	\$7,502	\$43.28	\$7,877	\$45.45	\$8,271	\$47.72
Dispatcher	NR - General Misc	21-55	11/16/21	07/03/21	\$4,506	\$26.00	\$4,731	\$27.30	\$4,968	\$28.66	\$5,216	\$30.09	\$5,477	\$31.60
Engineering Technician	NR - General Misc	21-55	11/16/21	07/03/21	\$5,498	\$31.72	\$5,773	\$33.30	\$6,061	\$34.97	\$6,364	\$36.72	\$6,683	\$38.55
Event Coordinator	NR - General Misc	21-55	11/16/21	07/03/21	\$5,498	\$31.72	\$5,773	\$33.30	\$6,061	\$34.97	\$6,364	\$36.72	\$6,683	\$38.55
Executive Assistant	NR - General Misc	21-55	11/16/21	07/03/21	\$4,434	\$25.58	\$4,656	\$26.86	\$4,889	\$28.20	\$5,133	\$29.61	\$5,390	\$31.09
Executive Assistant to the City Manager	NR - General Misc	21-55	11/16/21	07/03/21	\$5,545	\$31.99	\$5,823	\$33.59	\$6,114	\$35.27	\$6,419	\$37.04	\$6,740	\$38.89
Human Resources Analyst	NR - General Misc	21-55	11/16/21	07/03/21	\$6,197	\$35.75	\$6,507	\$37.54	\$6,832	\$39.42	\$7,174	\$41.39	\$7,532	\$43.46
Human Resources Specialist	NR - General Misc	21-55	11/16/21	07/03/21	\$4,329	\$24.97	\$4,545	\$26.22	\$4,772	\$27.53	\$5,011	\$28.91	\$5,261	\$30.36
Information Systems Specialist	NR - General Misc	21-55	11/16/21	07/03/21	\$6,803	\$39.25	\$7,143	\$41.21	\$7,500	\$43.27	\$7,875	\$45.43	\$8,269	\$47.71
Maintenance Leadperson	NR - General Misc	21-55	11/16/21	07/03/21	\$5,126	\$29.58	\$5,383	\$31.05	\$5,652	\$32.61	\$5,934	\$34.24	\$6,231	\$35.95
Maintenance Specialist	NR - General Misc	21-55	11/16/21	07/03/21	\$4,369	\$25.21	\$4,588	\$26.47	\$4,817	\$27.79	\$5,058	\$29.18	\$5,311	\$30.64
Maintenance Worker I	NR - General Misc	21-55	11/16/21	07/03/21	\$3,795	\$21.89	\$3,984	\$22.99	\$4,183	\$24.14	\$4,393	\$25.34	\$4,612	\$26.61
Maintenance Worker II	NR - General Misc	21-55	11/16/21	07/03/21	\$4,081	\$23.55	\$4,286	\$24.72	\$4,500	\$25.96	\$4,725	\$27.26	\$4,961	\$28.62
Management Analyst	NR - General Misc	21-55	11/16/21	07/03/21	\$6,197	\$35.75	\$6,507	\$37.54	\$6,832	\$39.42	\$7,174	\$41.39	\$7,532	\$43.46
Management Assistant	NR - General Misc	21-55	11/16/21	07/03/21	\$4,678	\$26.99	\$4,912	\$28.34	\$5,157	\$29.75	\$5,415	\$31.24	\$5,686	\$32.80
NIS Officer	NR - General Misc	21-55	11/16/21	07/03/21	\$4,476	\$25.82	\$4,699	\$27.11	\$4,934	\$28.47	\$5,181	\$29.89	\$5,440	\$31.39
Payroll Specialist	NR - General Misc	21-55	11/16/21	07/03/21	\$4,329	\$24.97	\$4,545	\$26.22	\$4,772	\$27.53	\$5,011	\$28.91	\$5,261	\$30.36
Permit Center Coordinator	NR - General Misc	21-55	11/16/21	07/03/21	\$5,498	\$31.72	\$5,773	\$33.30	\$6,061	\$34.97	\$6,364	\$36.72	\$6,683	\$38.55
Plan Check Engineer	NR - General Misc	21-55	11/16/21	07/03/21	\$6,804	\$39.26	\$7,145	\$41.22	\$7,502	\$43.28	\$7,877	\$45.45	\$8,271	\$47.72
Police Records Specialist	NR - General Misc	21-55	11/16/21	07/03/21	\$3,966	\$22.88	\$4,164	\$24.02	\$4,372	\$25.22	\$4,591	\$26.49	\$4,820	\$27.81
Police Records Supervisor	NR - General Misc	21-55	11/16/21	07/03/21	\$6,197	\$35.75	\$6,507	\$37.54	\$6,832	\$39.42	\$7,174	\$41.39	\$7,532	\$43.46
Police Recruit	NR - General Misc	21-55	11/16/21	07/03/21	\$4,798	\$27.68	---	---	---	---	---	---	---	---
Production Supervisor	NR - General Misc	21-55	11/16/21	07/03/21	\$6,197	\$35.75	\$6,507	\$37.54	\$6,832	\$39.42	\$7,174	\$41.39	\$7,532	\$43.46
Property & Evidence Technician	NR - General Misc	21-55	11/16/21	07/03/21	\$4,511	\$26.03	\$4,736	\$27.33	\$4,973	\$28.69	\$5,222	\$30.13	\$5,483	\$31.63
Public Works Inspector	NR - General Misc	21-55	11/16/21	07/03/21	\$6,026	\$34.77	\$6,327	\$36.50	\$6,643	\$38.33	\$6,976	\$40.24	\$7,324	\$42.26
Recreation Coordinator	NR - General Misc	21-55	11/16/21	07/03/21	\$4,329	\$24.97	\$4,545	\$26.22	\$4,772	\$27.53	\$5,011	\$28.91	\$5,261	\$30.36
Recreation Specialist	NR - General Misc	21-55	11/16/21	07/03/21	\$4,081	\$23.55	\$4,286	\$24.72	\$4,500	\$25.96	\$4,725	\$27.26	\$4,961	\$28.62
Recreation Supervisor	NR - General Misc	21-55	11/16/21	07/03/21	\$6,197	\$35.75	\$6,507	\$37.54	\$6,832	\$39.42	\$7,174	\$41.39	\$7,532	\$43.46
Revenue Services Specialist	NR - General Misc	21-55	11/16/21	07/03/21	\$5,729	\$33.06	\$6,016	\$34.71	\$6,317	\$36.44	\$6,633	\$38.27	\$6,964	\$40.18
Senior Civil Engineer	NR - General Misc	21-55	11/16/21	07/03/21	\$7,747	\$44.70	\$8,135	\$46.93	\$8,541	\$49.28	\$8,968	\$51.74	\$9,417	\$54.33
Senior NIS Officer	NR - General Misc	21-55	11/16/21	07/03/21	\$6,804	\$39.26	\$7,145	\$41.22	\$7,502	\$43.28	\$7,877	\$45.45	\$8,271	\$47.72
Senior Planner	NR - General Misc	21-55	11/16/21	07/03/21	\$7,127	\$41.12	\$7,483	\$43.17	\$7,857	\$45.33	\$8,250	\$47.60	\$8,663	\$49.98
Stage Manager	NR - General Misc	21-55	11/16/21	07/03/21	\$5,729	\$33.06	\$6,016	\$34.71	\$6,317	\$36.44	\$6,633	\$38.27	\$6,964	\$40.18
Police Captain	NR - Police Mgmt	21-55	11/16/21	07/03/21	\$11,719	\$67.61	\$12,305	\$70.99	\$12,920	\$74.54	\$13,566	\$78.27	\$14,244	\$82.18